



# SHOP & TRACK MAINTENANCE EQUIPMENT



## ABOUT US

# KNOW MORE ABOUT US

Established on May 2, 1983, in the heart of Atlanta, Georgia, Railquip is a USA corporation with over 35 years of experience in the transportation industry.

Our primary business is the supply of maintenance equipment for car and locomotive shops, rail maintenance, and supplies for the railroad and rail transit industries. Additionally, we offer an extensive line of heavy-duty garage maintenance and lifting equipment, primarily for the truck and bus industries.

We aim to supply our customers with products and services that meet their requirements in terms of quality, price, and delivery times. We are committed to working with the highest standards of quality and ethics.

## How it all began

Our history starts with rerailling equipment back in 1966 when Louie's father, Mr. Helmut Schroeder, was the BDM for Hersch, a German Steel manufacturer now called Hegenscheidt MFD. Based on its historic significance to the company, this is the first product we would like to feature.

[GO TO BROCHURE SERVICES](#)[NEXT SLIDES →](#)





EXCLUSIVE DISTRIBUTORS FOR:



# Rerailing Equipment



SAFETY



MAINTENANCE



ENVIRONMENTAL  
FRIENDLY

BROCHURE SERVICES

Rerailing  
Equipment

Others products →

Railcar  
Mover

Others products →

Lifting  
Equipment

Others products →

Turntables

Others products →

Cranes

Others services →

Turnkey  
Projects

Others projects →

Services

Others services →

Maintenance

Others services →

NEXT SLIDES →








## RERAILING

# Portable Hydraulic Rerailing Equipment



Portable Hydraulic Rerailing Equipment is designed for rerailing cars and locomotives. Its light weight makes it a useful tool in solving rerailing problems safely, quickly and cost effectively, thus preventing further damage to track or rolling stock.

Thanks to its long-term durability, our new equipment offers a significant reduction in maintenance costs. The series also features an integrated base plate for excellent stability as well as a reliable safety valve.

Custom designed packages are available depending on the type of rolling stock.

### Packages consist of the following items:

#### Aluminum alloy lifting jacks

Capacity range 20 – 220 tons per jack.

#### Hand pump

#### Control desk

#### Color-coded hydraulic

hose lines 16.4 ft. and 32.8 ft. long.

#### Lateral move equipment

Extruded aluminum alloy rerailing bridges ranging from 1 meter to 4.5 meters in length (3.3'-14.8')

Roller carriages

Traversing cylinders

Distance bars

Axle pusher

Steel counter support

Rerailing bridge connectors

Hydraulic pump units are either gasoline, diesel or electrically powered








## RERAILING

# Locked Axle Dollies (Portable Wheel Dolly)

The Portable Wheel Dolly (Auxiliary Truck) for railroad cars and locomotives is capable of supporting axle loads of 35 tons at 20 mph and intermittent loads of 75 tons at 10 mph. The Portable Rail Wheel Dolly is used to move disabled cars or locomotives, of which important travel gear parts are defective, back to the car shop without causing flat spots or damage to the rail.

The individual components of the rail Wheel Dolly can be assembled on site without the use of additional equipment.



These trucks are custom-made for either light rail or heavy rail vehicles with single or dual motor trucks.



Rerailing

**Portable Hydraulic  
Rerailing Equipment**

Rerailing

**Locked Axle Dollies**  
(Portable Wheel Dolly)

Rerailing

**35-Ton and 75-Ton  
Portable Rail Wheel Dolly**

Rerailing

**Road/Rail  
Equipped Trailer**

Rerailing

**Compact  
Rerailing Unit**

NEXT SLIDES →








## RERAILING

Locked Axle Dollies (Portable Wheel Dolly)



### 35-Ton Portable Rail Wheel Dolly

Model: RQ-RD3000

**Capacity:** 35 tons

**Intermittent Load:** 75 tons

**Total Weight:** 1,100 lbs.

**Rail Wheel Diameters:** 33"-54"

**Rail Speed:** 20 mph

**Intermittent Rail Speed:** 5 mph

**Single Component:** 150 lbs. max

**Top of Rail Clearing:** 3"

**Speed Through Turnouts & Crossings:** Walking Speed



### 75-Ton Portable Rail Wheel Dolly

Model: RQ-RD3000-40

**Capacity:** 75 tons @ 10 mph

**Rail Speed:** 35 tons @ 20 mph

**Total Weight:** 900 lbs.

**Top of Rail Clearing:** 3"

**Rail Wheel Diameters:** 28" - 54"

**Single Component:** 115 lbs.



Rerailing

Portable Hydraulic  
Rerailing Equipment

Rerailing

Locked Axle Dollies  
(Portable Wheel Dolly)

Rerailing

35-Ton and 75-Ton  
Portable Rail Wheel Dolly

Rerailing

Road/Rail  
Equipped Trailer

Rerailing

Compact  
Rerailing Unit

NEXT SLIDES →








## RERAILING

# Road/Rail Equipped Trailer

The multi-purpose trailer equipped with a rail guiding system was designed to carry loads of up to 9,500 pounds and is suitable for being towed on both roads or rail tracks.

Made of mild steel construction, with welding conforming to AWS requirements, the trailer includes highway running lights operated on 8 volts DC. The decking is flame retardant pressure-treated wood, while the wheels are insulated from stray current and are suitable for a nominal track gauge of 4" 8-1/2". The trailer tongue includes a pintle hook. The axle's location is the center of the trailer to minimize tongue loading. The rail guiding system is battery-operated and is capable of lateral self-tracking.



Carry loads of up to 9,500 pounds



Towed on both roads or rail tracks.








## RERAILING

# Compact Rerailing Unit

The Compact Rerailing Device is suitable for rerailing Track Maintenance Equipment and LRVs quickly and safely. Its lightweight and easy operation make it an efficient tool for handling minor derailments. It does not take up much space.

**A typical rerailing package consists of the following items:**

- One Special LAA Compact 20-2.5/300 PN 300 Lateral Move Unit equipped with a synchronizing cylinder, rotating and sliding plate, and quick connect couplings. Stroke: 11.8". Order No. 0010840725410US
- One Extension Hose Pair DN6PN630-10000, yellow/blue including quick connection couplings, 32" long. Order No. 84150/8072
- One Hand Pump ZPH1A/1-500 with coupling. Order No. 0020840726680



Lifting jacks can also be provided with the compact rerailing unit upon request.







# Railcar Mover

EXCLUSIVE DISTRIBUTORS FOR:

# ZAGRO

BROCHURE SERVICES

IR RAILQUIP

SAFETY



MAINTENANCE



ENVIRONMENTAL  
FRIENDLY



Rerailing  
Equipment

Others products →

Railcar  
Mover

Others products →

Lifting  
Equipment

Others products →

Turntables

Others products →

Cranes

Others services →

Turnkey  
Projects

Others projects →

Services

Others services →

Maintenance

Others services →

NEXT SLIDES →








## RAILCAR MOVER

# Battery Powered Railcar Movers



The Railquip Battery Powered Railcar Mover Series offers emission-free operation in workshops thanks to the electric drive. It also offers patented rail guidance equipment, which allows easy on and off-tracking.

### Technical Specifications:


- Greatly reduced maintenance costs
- Quiet operation (no noise pollution)
- "Green" design concept, no air pollution, and not affected by fluctuating fuel costs
- Remote-controlled operation (optional)
  - Range: 1,200 feet
- Capable of moving up to 2,000 tons on straight and level tracks
- Extreme maneuverability
  - 360° on-spot turns
  - 90° side-to-side movement







## RAILCAR MOVER



### E-Maxi M

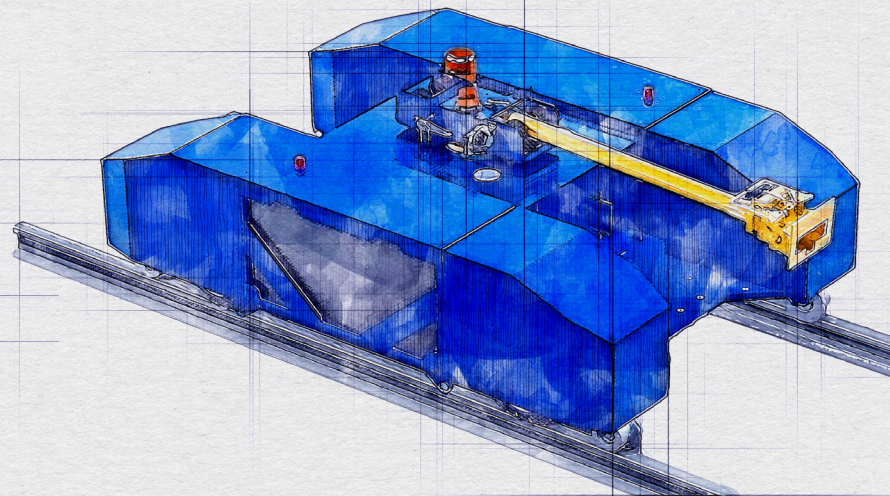
Turning radius 63"

For track gauges from 39.4" to 65.7"

Radio remote control on road and rail

**Traction capacity:** approx. 220 tons on straight level track

**Dimensions (approx.):** 114" (length) x 69" (width) x 47" (height)



### E-Maxi L

Turning radius 69'

For track gauges from 39.4" to 65.7"

Radio remote control on road and rail

**Traction capacity:** approx. 330 tons on straight level track

**Dimensions (approx.):** 118" (length) x 79" (width) x 47" (height)



Railcar Mover

**Battery Powered  
Railcar Movers**

Railcar Mover

**E-Maxi M  
E-Maxi L**

Railcar Mover

**E-Maxi XL**

Railcar Mover

**Maxi Rail Car  
Mover Lpg/Gas**

Railcar Mover

**Forklift Truck  
Propelled Mover**


NEXT SLIDES →







## RAILCAR MOVER



### E-Maxi XL

Turning radius 69"

For track gauges from 39.4" to 65.7"

Radio remote control on road and rail

**Traction capacity:** approx. 770-1100 tons on straight level track

**Dimensions (approx.):** 148" (length) x 91" (width) x 47" (height)








## RAILCAR MOVER

# Maxi Rail Car Mover Lpg/Gas



The Maxi Railcar Mover offers maneuverability, cost-effective operation, and multi-directional capabilities previously unknown in the railroad/rail transit maintenance shop. The expense of purchasing and maintaining large vehicle shunting equipment is virtually eliminated.



Handles loads of up to 220 tons



Push or pull car mover

BROCHURE SERVICES

Railcar Mover

Battery Powered  
Railcar Movers

Railcar Mover

E-Maxi M  
E-Maxi L

Railcar Mover

E-Maxi XL

Railcar Mover

Maxi Rail Car  
Mover Lpg/Gas

Railcar Mover

Forklift Truck  
Propelled Mover

NEXT SLIDES →







## RAILCAR MOVER

# Forklift Truck Propelled Mover



An economical way to switch rail cars with superior component reliability. The Portable Railcar Mover is designed for a normal track gauge of 56.5". Maximum shunting speed is 1.5 -3.1 mph. A conversion kit for speeds of 4.35 to 5.59 mph is also available. The drive wheels of the forklift truck (weighing 2 to 10 tons) transfer the force onto four drive rollers.

Due to its solid construction, the Forklift Powered Railcar Mover is almost maintenance-free.



Operated by forklift trucks weighing 2 to 7 tons



Moving speed is 1.5 to 3.1 mph







# Lifting Equipment

BROCHURE SERVICES

SAFETY



MAINTENANCE



ENVIRONMENTAL  
FRIENDLY



Rerailing  
Equipment

Others products →

Railcar  
Mover

Others products →

Lifting  
Equipment

Others products →

Turntables

Others products →

Cranes

Others services →

Turnkey  
Projects

Others projects →

Services

Others services →

Maintenance

Others services →

NEXT SLIDES →







## LIFTING EQUIPMENT

# Portable Jacks

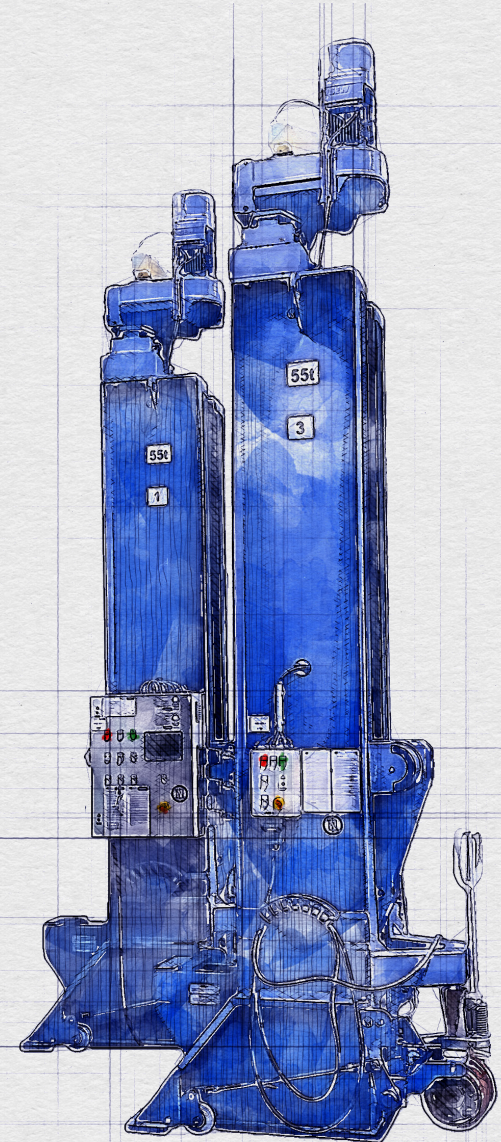
Railquip, Inc. portable electric jacks for the rail transit/railroad industries are normally supplied as a set of four (4) lifting columns (or multiples as required) controlled by a Central Control Console. Each jack is equipped with a fixed or horizontally movable lifting cantilever. The columns are movable by hand or may be designed to be moved electrically on an embedded auxiliary rail.

### Technical Specifications:

- Low position of the lifting cantilever above the top of rail.
- Self-locking, non-reversing lifting spindle nut with safety follower nut.
- Enclosed gearbox with brake motor with long life lubrication.
- Lifting/lowering movement supervised and synchronized by central computer console.
- Lift columns are of heavy duty all-steel construction with built-in roller guides.
- The spindle nut is made of cast bronze..
- The cantilever can be designed to be horizontally adjustable by means of a manually operated gear.
- The columns can be designed to be moved by hand on a concrete floor, on an embedded auxiliary rail, or electrically on an auxiliary rail.
- The lifting columns are lifted and lowered on their traveling wheels by means of a hand crank.
- The lifting sets can be designed to be controlled from a single column, hand-held remote control pendant, central console or any combination of the three.

### Accessories:

- Customized lifting accessories, cross beams, claws, or other suspensions can be offered for differing situations.
- Rolling Jack Support Stands in various capacities are available.



Lifting Equipment  
Portable Jacks

Lifting Equipment  
Underfloor Car & Truck Hoist  
and Body Stands

Lifting Equipment  
Single Axle  
Drop Table

Lifting Equipment  
Coupler Lift  
System 50-Ton

Lifting Equipment  
Heavy duty mobile  
support stand

NEXT SLIDES →







## LIFTING EQUIPMENT

# Underfloor Car Truck Hoist & Body Stands

The car/truck hoist is designed for lifting bogies for maintenance, inspection, and repair work. The equipment usually consists of 4 car hoists, 8 body stands, and a complete electrical kit. They are installed in a concrete-lined pit and lie flush with the upper floor in the lower position. For safety, a visual and audible indication that a hoist is in operation and the unlocked mode of support is provided. Each hoist and stand comes with high and low limit switches, including emergency limit switches. The motors are electrically interlocked so that the breakdown of one automatically stops all motors in the system.

Quality assurance: according to ISO 9000. A quality assurance manual can be supplied on request.



Designed for lifting bogies.







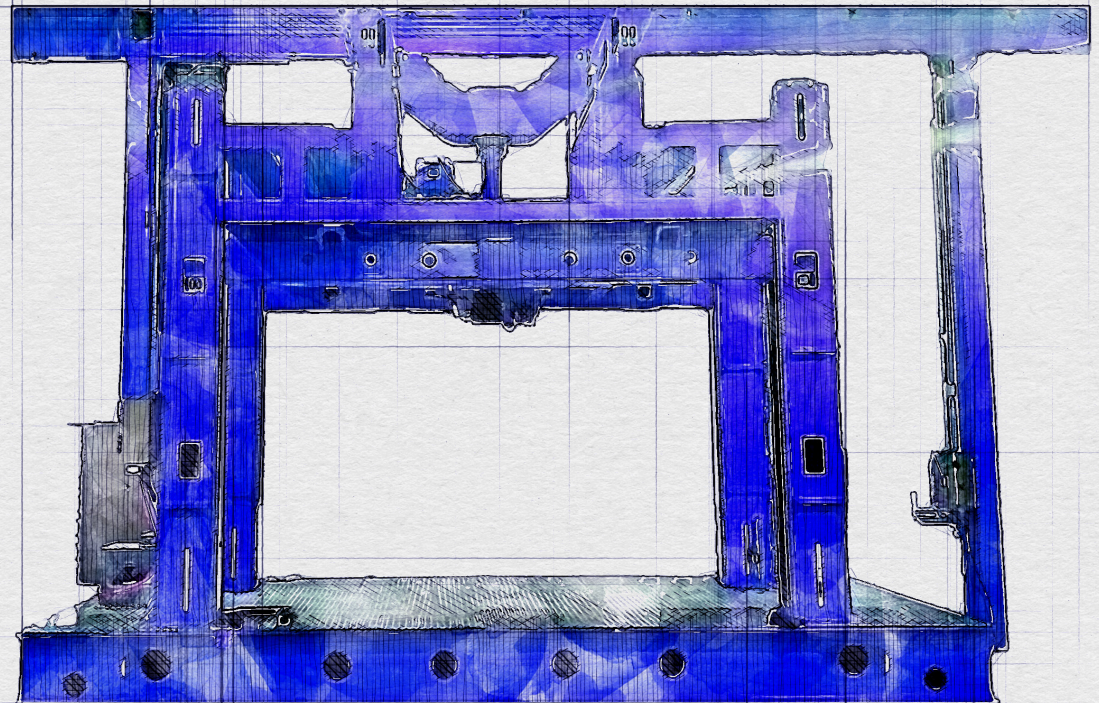
## LIFTING EQUIPMENT

# Single Axle Drop Table

The drop table is used to release, lower, and transfer all single axle traction motors from any class 1 locomotive to and from a service track or multiple service tracks to a release area for replacement.

The drop table system consists of the following components in a new installation:

- Pit, pit rails, wall embedment, curb angle and release track wall actuators
- Machinery base
- Lifting columns
- Lifting frame assembly
- Service top assembly
- Traction motor assembly w/ pump
- Bascule or release top
- Power festoon or cable track







## LIFTING EQUIPMENT

# Coupler Lift System 50-Ton

The lift is positioned with a 12,000 lb. all-terrain short wheel base forklift truck underneath the couplers of two coupled cars or under a car with high centersill. It is hydraulically operated with a remote control equipped hydraulic pump unit.

You can also order a One Mechanical Wheel Handling Device with a 28-38" wheel diameter range or get a manipulator and hydraulic pump carts for your 50-ton jack.

This Coupler Lift System has the following features:

**Retracted Height:** 20"

**Width:** 37"

**Length:** 72"


**Total Beam Height:** (Extended Height) 63.94"

**Load Side Shift:** +/- 8" (16" in total)

**Weight:** 5,350 lbs.



Capacity of 12,000 pounds and runs on a Perkins Diesel Engine -4 x 4 with an enclosed cab.



Lifting Equipment  
Portable Jacks

Lifting Equipment  
Underfloor Car & Truck Hoist  
and Body Stands

Lifting Equipment  
Single Axle  
Drop Table

Lifting Equipment  
Coupler Lift  
System 50-Ton

Lifting Equipment  
Heavy duty mobile  
support stand

NEXT SLIDES →








## LIFTING EQUIPMENT

# Heavy duty mobile support stand

The support stand has a capacity of 22,000 pounds with a cradle support pad. The stand is adjustable from 49 inches to 71 inches, in increments of four inches (4 "). The cradle support pad is fitted on a screw/nut irreversible device to allow the fine adjustment of the stand pad under the load.



Capacity of 22,000 pounds



Lifting Equipment  
Portable Jacks

Lifting Equipment  
Underfloor Car & Truck Hoist  
and Body Stands

Lifting Equipment  
Single Axle  
Drop Table

Lifting Equipment  
Coupler Lift  
System 50-Ton

Lifting Equipment  
Heavy duty mobile  
support stand

NEXT SLIDES →







# Turntables

EXCLUSIVE DISTRIBUTORS FOR:



SAFETY



MAINTENANCE



ENVIRONMENTAL  
FRIENDLY

Rerailing  
Equipment

Others products →

Railcar  
Mover

Others products →

Lifting  
Equipment

Others products →

Turntables

Others products →

Cranes

Others services →

Turnkey  
Projects

Others projects →

Services

Others services →

Maintenance

Others services →

NEXT SLIDES →








## TURNTABLES

# Car Turntables



Residential turntables benefit any development where there is a need to maximize the use of available space. Another benefit is to facilitate traffic flow when vehicles are required to enter and exit in a forward direction.








## TURNTABLES

# Industrial Turntables



These turntables can be used for the demolition, excavation, and construction phases of a project. Railquip's industrial and construction turntables can assist in maximizing profits and project objectives, in addition to meeting council requirements concerning construction traffic entering and exiting in a forward direction.








## TURNTABLES

# Display & Exhibition Turntables



Our exhibition and display turntables will make your products the feature attraction of your business. Elevating your vehicles into premium viewing positions, our turntables ensure that your clients' attention is focused on your feature model, enhancing their overall experience while they are in your establishment. Another great benefit is that turntables can be used for photography and video of new models.







# Turnkey Projects

Railquip specializes in turnkey maintenance facilities for light, medium and heavy rail transit, streetcar and metro agencies, commuter and passenger railroads, as well as Class I heavy-haul and short line railroad companies on a global basis. To the general contractor, we offer functional designs for these maintenance facilities. Our scope-of-supply includes the maintenance equipment, installation, commissioning, testing, operator training, and full after-sales- service support.

Rerailing  
Equipment

Others products →

Railcar  
Mover

Others products →

Lifting  
Equipment

Others products →

Turntables

Others products →

Cranes

Others services →

Turnkey  
Projects

Others projects →

Services

Others services →

Maintenance

Others services →

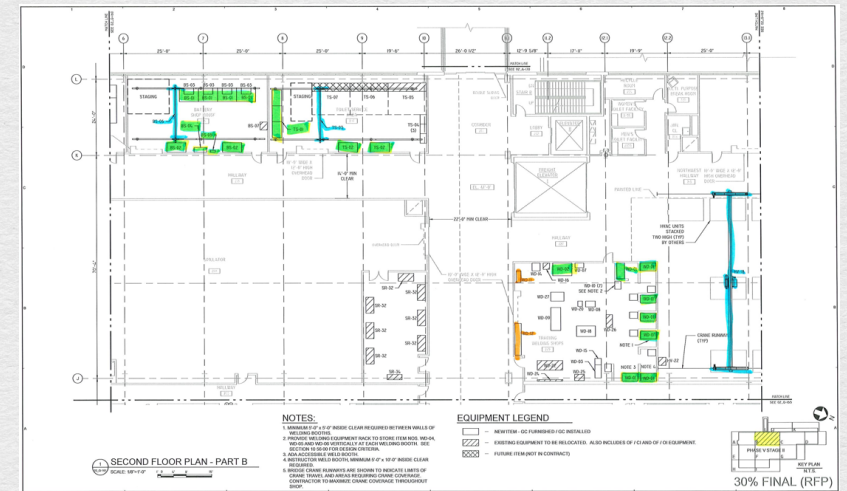
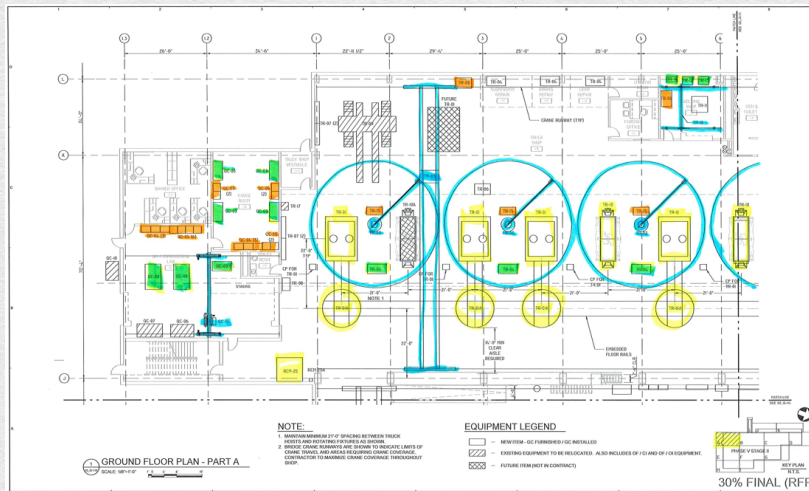
NEXT SLIDES →





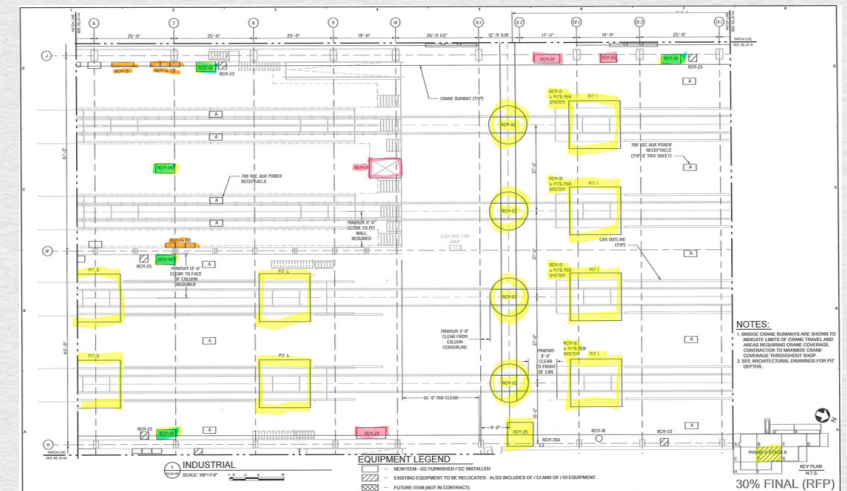


## TURNKEY PROJECTS



### Common Products Installed in Client Facilities:

- Lifting jacks
- Overhead cranes
- Railcar movers
- Shelving
- Turntables
- Welders
- Train platforms







# Services

Our service technicians have 15+ years of experience in servicing railroad and Automotive maintenance equipment; they can provide both routine maintenance and emergency repair for rail shop equipment from multiple manufacturers. The range of expertise covers hoists, turntables, transfer tables, drop tables, Automotive turntables, and more. In addition to these services, we provide full Preventative maintenance contracts, evaluations and diagnosis

BROCHURE SERVICES

Rerailing  
Equipment

Others products →

Railcar  
Mover

Others products →

Lifting  
Equipment

Others products →

Turntables

Others products →

Cranes

Others services →

Turnkey  
Projects

Others projects →

Services

Others services →

Maintenance

Others services →

NEXT SLIDES →







## SERVICES

Our services include, but are not limited to:

- Sub-contracting
- Installation Management
- Project Management
- Training & commissioning
- Full after-sale services
- Cost Analysis
- Functional Design.

Railquip has been providing innovative, value-added, efficient, and green solutions through design and products for over 35 years. Our focus has always been listening to our customers, having a keen eye for detail, and always going above and beyond what is expected of us. We take pride in everything we do, and our reputation within the industry reflects that our word is bond.







## SERVICES



### After-sales service

Your equipment is a considerable investment. Railquip, Inc. can help protect and prolong the life of your equipment with our after-sales service. Our past and existing customers can always receive the benefits of our after-sale services and support.

Our team of experts can offer the following services: customer service, maintenance and inspections, installation and installation supervision, equipment servicing, on-the-spot operation, plus maintenance training, and know-how transfer.

We can also offer periodic service contracts to help guarantee the longevity of your equipment.



### Repair / Spare Parts

Whether you need a minor or major repair and/or spare parts, our parts and service department can deliver extensive knowledge on fulfilling your need(s). At Railquip, we carry common spare parts and the necessary special tools for testing machines. Repairs must be performed efficiently and with the proper technical expertise to ensure minimal issues in the long run. If on-site repair is required, we can provide you with an upfront estimate of costs before delivering the service.

If a critical piece of a customer's equipment is out of service, Railquip can, in most cases, provide loaner equipment.







# Leading the way to possibilities

Railquip works tirelessly to provide efficient machinery and service solutions for the locomotive and railway industry. Our products keep America moving towards a safer, more sustainable future in transportation.

Together, we are partners  
in the sustainable development  
of our nation.

BROCHURE SERVICES

NEXT SLIDES →







**3731 Northcrest Road, Suite 6, Atlanta, GA 30340 USA**

☎ (770) 458-4157  
☎ (800) 325-0296

🖨 (770) 458-5365  
✉ [sales@railquip.com](mailto:sales@railquip.com)